

Manage any project or portfolio your way

Built on top of monday.com Work OS, **monday projects** gives you everything you need to strategize, execute, and collaborate on one platform – from basic projects to complex enterprise portfolio management.



Finally work with your dream project management software

With monday projects, you can customize flexible, ready-made workflows for your exact needs and methodologies, whether Waterfall, Agile, or Hybrid.

Connect and empower all your teams to move quickly and exceed your goals.

- Project approvals
- Project planning
- Portfolio management
- Risk register
- Project dashboards

- PTO requests
- Issues log
- Lessons learned
- Resource allocation

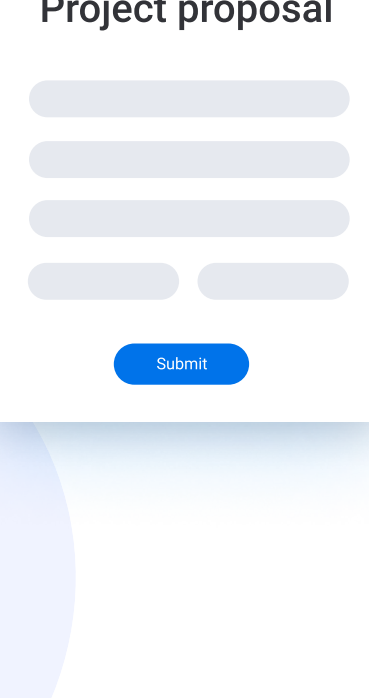
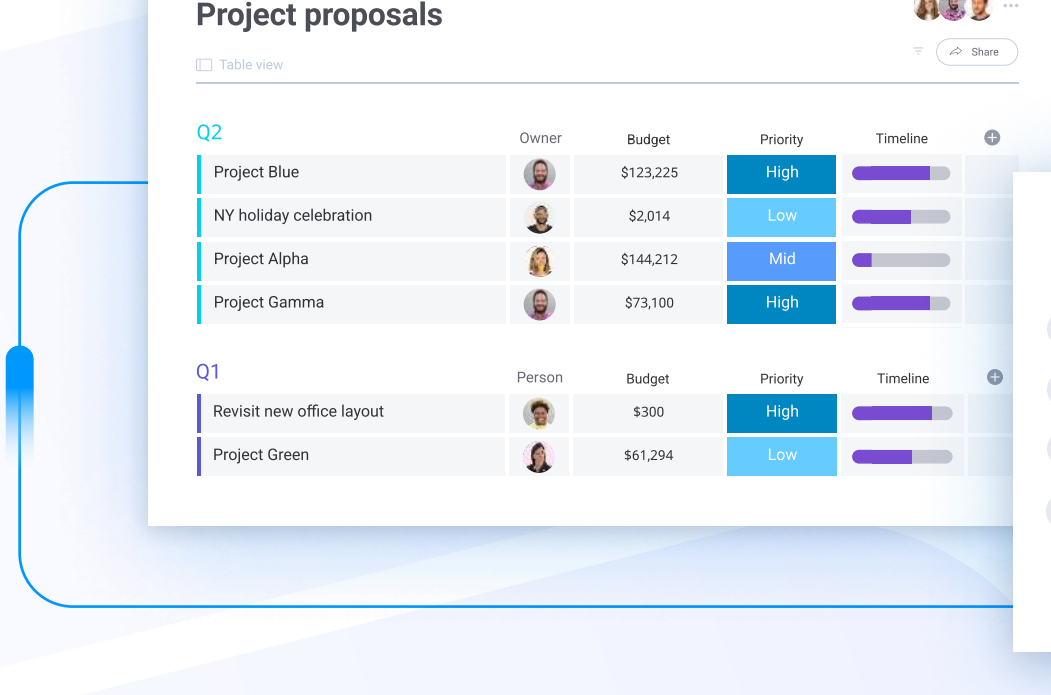
Plan faster and more efficiently

Automations: Save valuable time by automating crucial elements of your work, code-free. Let the platform handle your repetitive tasks, including sending approval notifications and reminders, and more.

When a **status** changes to **Done**, change the status of its **dependency** to **Working on it**

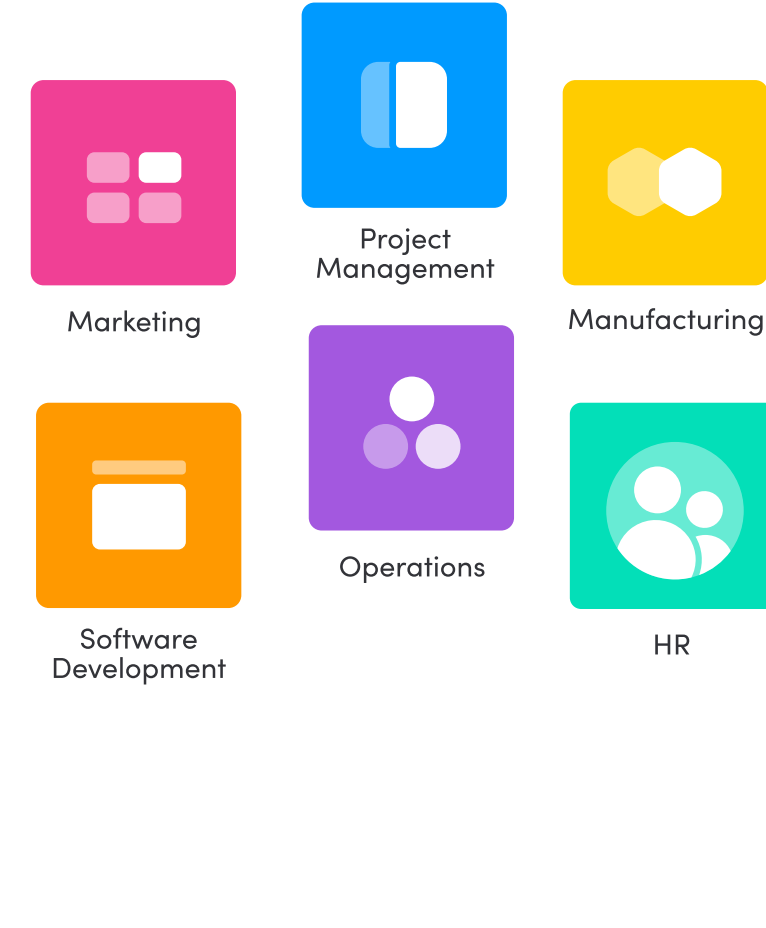
When new **project** is created, assign the **Ops** team and notify **Finance**

When an item is created and status is **new proposal**, move to **Project proposals** and notify **team lead**



Streamlined project approvals: Use standardized forms to collect all necessary information for project proposals and work requests. Easily share forms and submissions with external stakeholders or vendors if needed.

Project templates: Get new projects started instantly with templated, customizable workflows – pre-built with tasks, owners, automations, and more. Start with 100+ ready-made templates, or transform your favorite workflows into new templates to use across the organization.



Execute with seamless collaboration

Real-time project summaries: From brainstorming through reporting, move projects forward together in real-time using monday workdocs.

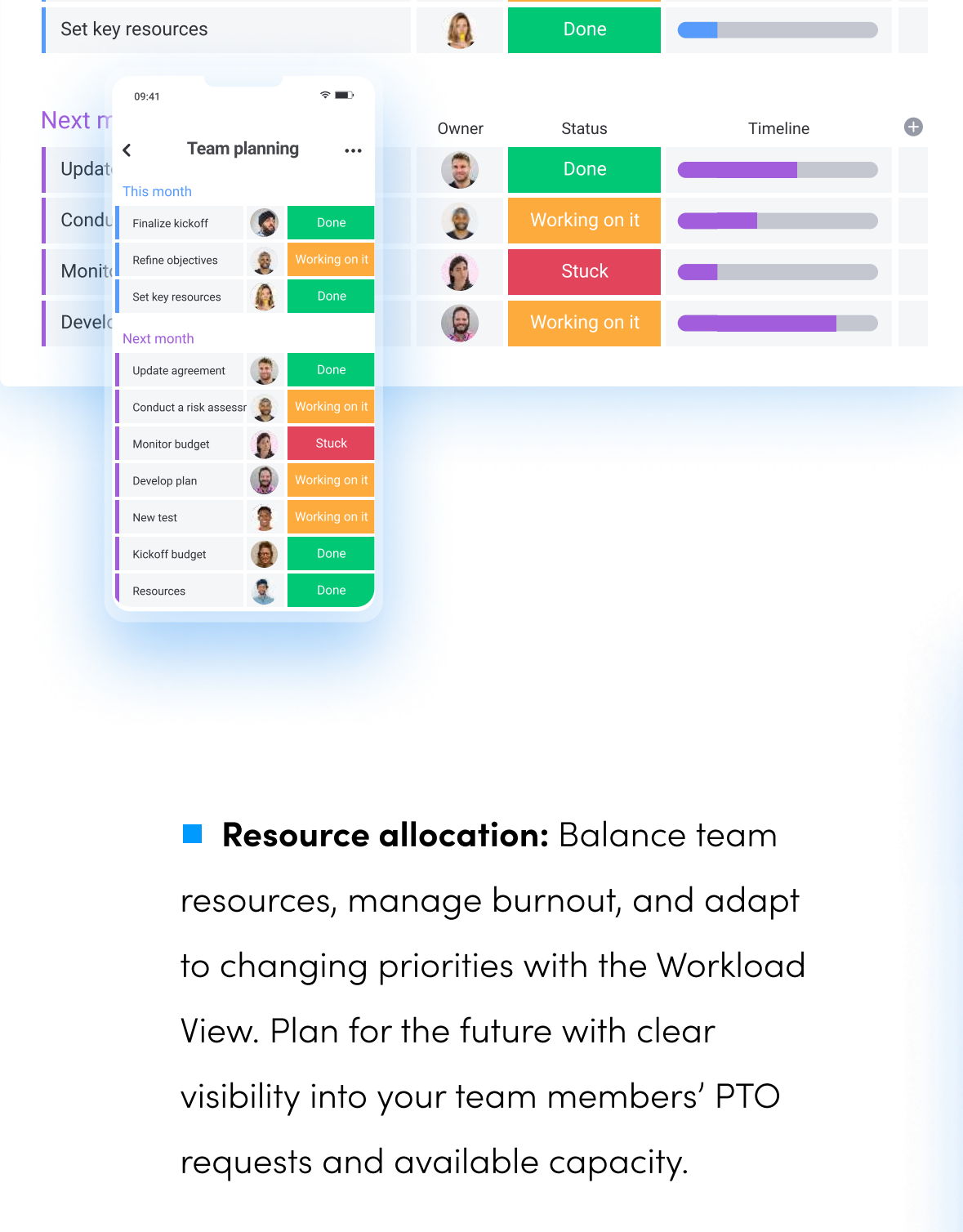
Loop in the necessary internal and external stakeholders and directly embed live project data, videos, and more into the doc summary.

Project kickoff summary

- Increase ROI by 5% |
- Decrease spend by 10% |
- Aiming for mid-January launch |

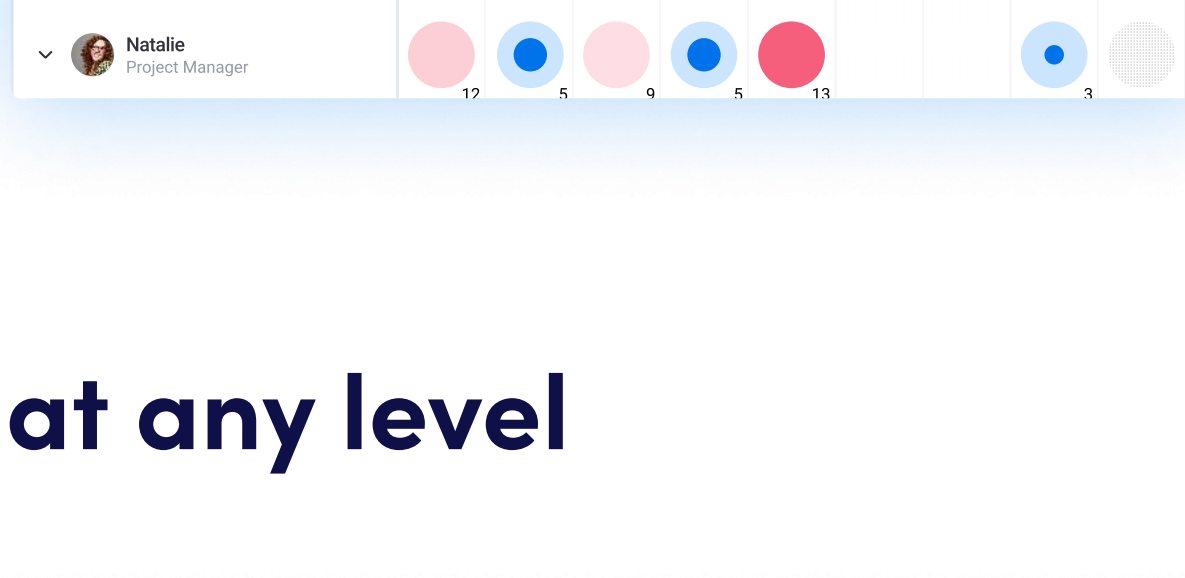
Portfolio performance

- Buy Greenhill can you add all the metrics?



One source of truth for all projects: The days of chasing teams for project updates are long gone. Provide all stakeholders with instant visibility into project owners, contributors, deadlines, status breakdown, and more.

Resource allocation: Balance team resources, manage burnout, and adapt to changing priorities with the Workload View. Plan for the future with clear visibility into your team members' PTO requests and available capacity.



Track and optimize at any level

Project dashboards: Automatically gather visualized, live high-level project data for insights on your planned vs. actual budget, goals, schedules, resources, and more.

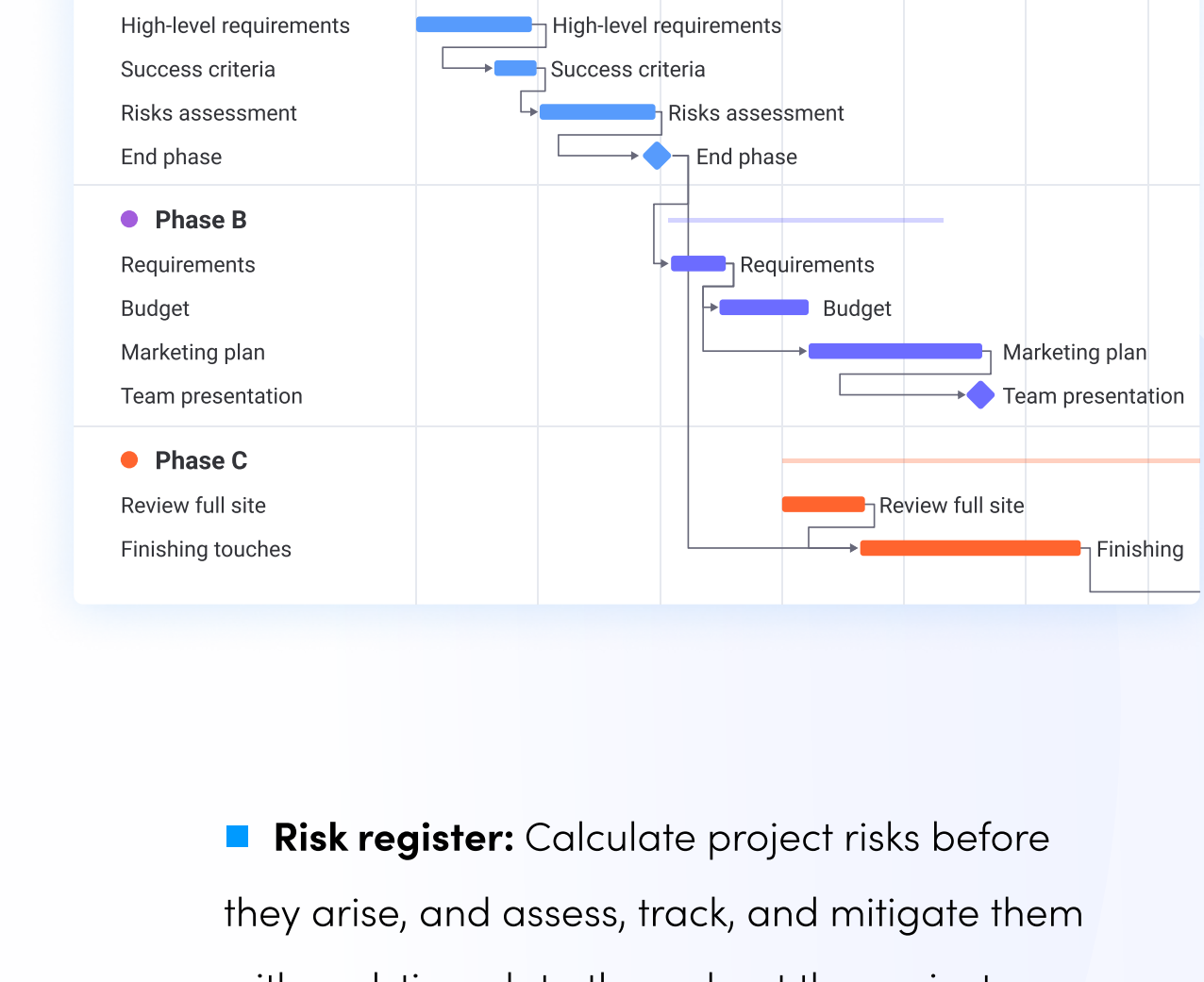
Q3 projects overview

Timeline: Dec 1-17

Tasks: Refine objectives, Monitor budget, Finalize kickoff materials

Team progress overview: Bar chart showing progress for various team members.

Project progress: Stacked bar chart showing progress across different project phases.



Clear project views: Keep close tabs on your project's scope, baseline, dependencies, milestones, and most important metrics at every phase. Choose from over a dozen board views, including Kanban, Gantt charts, and more.

Risk register: Calculate project risks before they arise, and assess, track, and mitigate them with real-time data throughout the project lifecycle.

Issues log and lessons learned: Document, monitor, and prioritize issues that arise during a project, collecting all the information in one place. Easily follow up with management and escalation plans and optimize for the future.

Risk register

Delay project	Owner	Status	Category	Level	Expected cost
Delay in phase 3	John	Mitigated	Schedule	Medium	\$800
Over budget for H1	Alice	Active	Budget	Very low	\$150
Excessive LP load time	Bob	Mitigated	Technical	High	\$240,010
Doesn't meet target ROI	John	Mitigated	Managerial	Very High	\$400,000

Rhombus project	Owner	Status	Category	Level	Expected cost
Underestimation of effort	John	Mitigated	Managerial	Very low	\$300
New product launch delay	Alice	Active	Schedule	High	\$115,410
Technical delivery issue	Bob	Active	Technical	Low	\$400
Over budget for specific regions	John	Mitigated	Budget	Low	\$507

Portfolio dashboard

Time tracking: 12:25:04, 09:35:04, 09:12:34, 09:18:09, 06:43:32


Total spend: **\$2,180,700**

Planned vs. actual spend: Bar chart comparing Q1, Q2, Q3, and Q4.

Projects by category: Stacked bar chart showing project distribution.

Portfolio management: See the big picture by pulling data from all projects across different programs into one high-level view. Instantly connect budgets, actual timelines, actual costs, risks, and progress to identify bottlenecks and trends.

Run end-to-end projects without ever switching tabs



Connect monday projects to all the tools you already use, through code-free integrations or an open API.



"monday.com Work OS has saved about 1,850 hours of staff time, or somewhere in the range of \$50,000 a month. And that's a big deal for us."


Stefana Muller

Senior Director, CTO Product & Program Office




Ensure enterprise-grade security

- Keep your work and data safe** with monday projects' stringent security standards, complying with ISO/IEC 27001 and ISO/IEC 27018, GDPR, HIPAA, and more. [Visit monday trust center](#)
- Control the permissions** that team members get to any project data and boards, including vendors and guests.



Trusted by 127,000+ customers worldwide



Get started with monday projects